

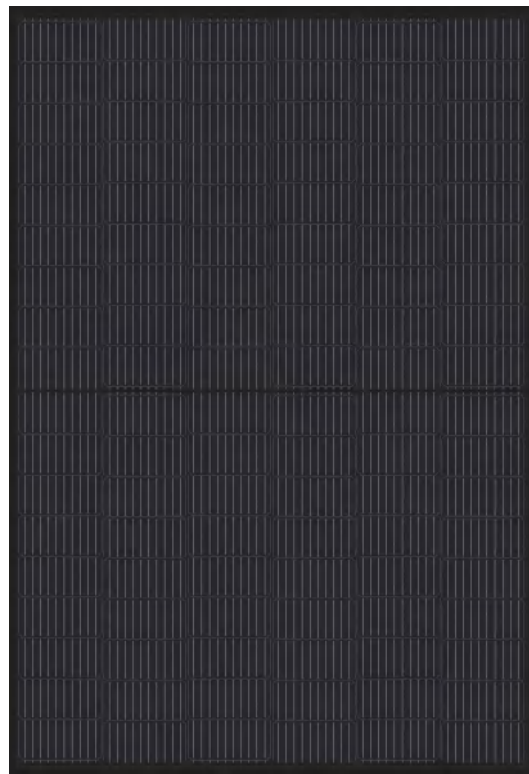


Exiom Solution diseña, fabrica y distribuye la más alta calidad en Energía Solar.

La alta eficiencia de nuestras células solares nos permite producir diferentes tipos de paneles para a su vez dar la mayor eficiencia posible a sus instalaciones.

Exiom Solution designs, manufactures and delivers high-performance solar electric technology worldwide.

Our high-efficiency solar cell let us manufacture the different kinds of panels to get the most efficient in your installations.

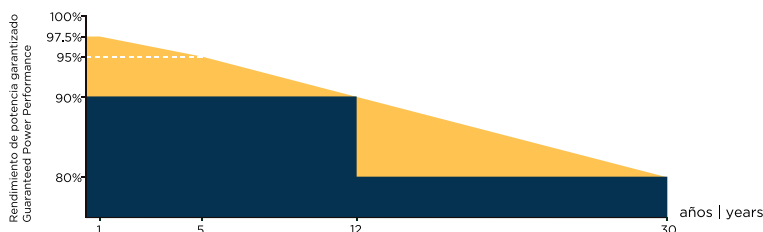


DATOS MECÁNICOS MECHANICAL SPECIFICATIONS

Dimensiones Dimensions: 1722*1134mm	Max. Voltaje Max. system Voltage (V): 1500Vdc (IEC / UL)
Peso Weight: 21.5 kg	No máximo. de series Max. Series Fuse Rating (A): 25
Cable: 4.0mm ² , 1200mm(+), 1200mm(-), length can be customized	Carga mecánica Mechanical load: Front Side Max. 5400Pa, Rear Side Max. 2400Pa
Cristal Glass: AR Coated 3.2 mm tempered glass	Marco Frame: Anodized aluminum alloy
Caja de conexiones Junction box: IP 68	Temp. funcionamiento Operating temperature: -40-+85
Conector Connector: MC4 Compatible	Celdas solares Solar Cells: Mono crystalline 182mm (2x54pcs)

GARANTÍA DE RENDIMIENTO LINEAL LINEAR PERFORMANCE WARRANTY

- Garantía de rendimiento lineal
Lineal performance warranty
- Garantía de rendimiento estandar
Standard performance warranty



CERTIFIED
IEC
61730 Ed.1

CERTIFIED
IEC
61215 Ed.2



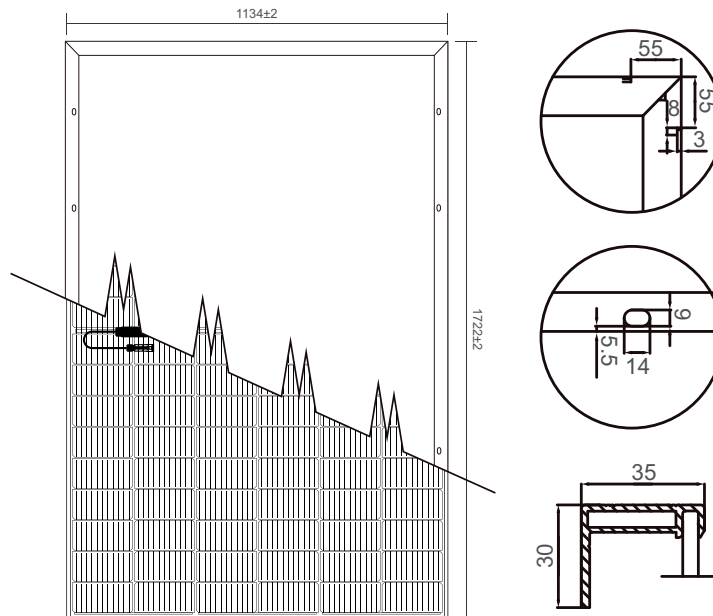
Anti-PID
System voltage durability
PPP 56042



Especificaciones sujetas a cambios técnicos y pruebas.
Exiom Solution se reserva el derecho de la correcta interpretación final.
Specifications subject to technical changes and tests. Exiom Solution reserves the right of final interpretation.

HEAD OFFICE: C/ SAN FRANCISCO, 5 - 5. 33003. OVIEDO
PHONE: +34 984 033 709 WWW.EXIOMSOLUTION.COM

EX390-415M(B)-108(HC) 10BB (182)



TIPO TYPE	EX390M10-108	EX395M10-108	EX400M10-108	EX405M10-108	EX410M10-108	EX415M10-108
STC 1000 W/M2. Module Temperature 25°C A.M.1,5						
Potencia de salida Power output	390	395	400	405	410	415
Max. potencia tolerada Max. power tolerance (%)	(0, +4.99W)					
Eficiencia módulo Module efficiency (%)	20.0	20.2	20.5	20.8	21.0	21.3
Voltage Máximo voltage, VMP (V)	30.46	30.84	31.01	31.21	31.45	31.61
Intensidad máxima actual Current, IMP (A)	12.73	12.81	12.90	12.98	13.04	13.13
Voltaje circ. abierto Voltage open circuit, VOC (V)	36.85	36.98	37.07	37.23	37.32	37.45
Intensidad de cortocircuito Short circuit current, ISC (A)	13.61	13.70	13.79	13.87	13.95	14.02
NOCT 800W/M2 Environment. Temperature 20°C A.M. 1,5						
Potencia de salida Power output	294	298	302	306	310	314
Voltage Máximo voltage, VMP (V)	28.87	29.08	29.26	29.47	29.72	29.89
Intensidad máxima actual Current, IMP (A)	10.18	10.25	10.32	10.38	10.43	10.50
Voltaje circ. abierto Voltage open circuit, VOC (V)	34.62	34.75	34.88	35.12	35.23	35.37
Intensidad de cortocircuito Short circuit current, ISC (A)	10.89	10.96	11.03	11.10	11.16	11.22
COEFICIENTES DE TEMPERATURA TEMPERATURE COEFFICIENTS						
Coeficiente de temp. Temp. Coefficient (P _{MAX})	-0.350%/°C					
Coeficiente de temp. Temp. Coefficient (ISC)	0.045%/°C					
Coeficiente de temp. Temp. Coefficient (VOC)	-0.275%/°C					
NOCT	45±2°C					

I-V CURVAS | CURVES

Temperatura celdas | Cells temperature: 25°C. Current-Voltage & power Voltage Curve (405)

